

RENEGADE[®]

HOOF BOOTS


Adjusting the cable




Toe strap has correct amount of overlap, ensuring maximum velcro connection





Cable needs adjusting if toe strap overlaps less than 10mm or more than 30mm when boot is fitted to horse




Check mark on cable in relation to dimples on boots




Use allen key to push on clamp to expose screws




Use allen key to undo screws and release the pressure on the cables




Pull cable to lengthen



Or push to shorten the cable



Compare mark on cable with dimples on each side to ensure it is balanced



Tighten screws firmly and replace cable clamp into position