


# RENEGADE<sup>®</sup> HOOF BOOTS




## Installing the boot


*Fit the boot with ends of the strap to the outside of the horse*



*Peel heel capsule under the boot*



*Slide toe into front of boot, tap toe to ensure hoof is inserted*



*Line the centre of the boot with the centre of the heel (sulcrus)*




*Peel heel capsule over the heels*




*Place 3 fingers under pastern strap and fit firmly, not tightly*




*Put end through loops and press velcro down firmly*



*Place fingers behind cable bar and pull toe strap firmly*



*It is important that the cable bar is even distance on each side*



*Feed strap through loops*



*Really press velcro down onto itself*



*Check heel capsule is firmly on heel bulbs*



*Well fitted boot, strap overlap 10-30mm (if not see adjusting the cable instructions)*